

ACCUGENCE®

Blood Glucose Test Strips
(Glucose Oxidase)
Package Insert

EN

➤ Intended Use

The ACCUGENCE® Blood Glucose Test Strips (Glucose Oxidase) are used with the ACCUGENCE® Multi-Monitoring Meter to quantitatively measure the glucose concentration in fresh capillary whole blood.

The ACCUGENCE® Blood Glucose Test Strips (Glucose Oxidase) and applicable meter are intended to be used only outside the body (in vitro diagnostic use) by people with diabetes at home or health care professionals in the clinical settings, as an aid to monitor the effectiveness of diabetes control.

For self-testing and professional use.

➤ Test Principle

When blood sample is applied to the end tip of the test strip, the sample is then automatically absorbed into the reaction cell where the reaction takes place. A transient electrical current is formed during the reaction and measured by the meter. The glucose result is then calculated based on this current and is shown on the meter display.

➤ Composition

Each test strip contains reactive and non-reactive chemicals. These chemicals are: Glucose Oxidase <15 IU, Mediator <100 µg, Non-reactive Ingredients (Buffer, etc.).

Each test strip vial contains a drying agent.

➤ Storage and Handling

- Store test strips in a cool dry place at 2-35 °C (36-95 °F) and 10-90% relative humidity. Do not freeze. Keep away from heat and direct sunlight. Exposure to temperatures and/or humidity outside the storage limits may cause inaccurate readings.

- The unopened expiration date is printed on the vial.

Note: All expiration dates are printed in Year-Month-Day format. 2020-01-01 means January 1th, 2020.

- A new vial of test strips may be used for 6 months after first opening. Write the opened expiration date on the vial label when you open a new vial.

- Do not use your test strips beyond the unopened expiration date or the opened expiration date whichever comes first. Discard any unused test strips beyond the expiration date, because they may cause inaccurate results.

- Store unused test strips only in the original vial with the cap closed tightly. Do not transfer the test strips to any other container.

- Do not store or use the test strips in high heat and moisture areas such as the bathroom or kitchen.

- Do not store the meter, the test strips or control solutions near bleach or cleaners with bleach.

- Open the vial only when taking out a test strip for use.

- Close the vial cap tightly immediately after removing a test strip. Use each test strip as soon as you take it out of the vial.

- Use the test strips at temperatures between 5-45 °C (41-113 °F).

- Use the test strips at 10%-90% relative humidity.

- Make sure your meter and test strips are about the same temperature before you test.

- Do not use test strips that are torn, bent, damaged, altered, or contaminated.

- Do not use test strips from a vial that is damaged or left open to air.

- Test strips are for single use only. Do not reuse test strips.

- Repeated insertion and removal of a test strip into the meter strip port may result in reading errors.

➤ Precautions

- Do not use new test strips if the vial is open or damaged in any way. This could lead to error messages or inaccurate results.

- Matching the code number on the meter to the code number on the test strip vial is essential to obtain accurate results. Refer to the User's Manual for the detailed instructions about coding.

- Use universal blood precautions when handling, and disposing of, blood glucose monitoring materials. All patient samples and materials with which they come in contact are considered biohazards and should be handled as if capable of transmitting infection even after you have performed cleaning and disinfection. Follow proper precautions in accordance with all local regulations when disposing of all materials. Do not use a lancet that has been used by others.

- Wash your hands thoroughly with soap and water after handling the meter, lancing device or test strips.

- Keep your meter and lancing device clean.

- Apply sample only to the tip of the test strip. Do not apply to the top of the test strip. This may result in a false reading.

- Do not put the used test strips back in the vial after taking a test.

- Keep the test strip vial away from children and animals.

- Always consult your doctor before making any changes to your treatment plan.

➤ Materials Provided

- Test Strips
- Calibration Chip
- Package Insert

➤ Materials Required but Not Provided

- Meter
- Sterile Lancets
- Lancing Device
- Control Solution

➤ Instructions for Use

See your User's Manual for complete instructions for blood sample collection before use.

- Open the cap of the test strip vial, remove a test strip. Reclose the vial cap immediately to protect the unused test strips from humidity.

- Run the test following the instructions in your User's Manual.

- The test result will be shown on the meter display window. This result should fall within the target range. Your doctor should recommend your target range. If your results are higher or lower, ask your doctor what to do.

➤ Explanation of Test Results

- The ACCUGENCE® Blood Glucose Test Strips (Glucose Oxidase) gives accurate blood glucose readings within the range of 0.6-33.3 mmol/L (10-600 mg/dL).

- “LO” means that your meter has determined that you blood glucose result is lower than 0.6 mmol/L (10 mg/dL).

- “HI” means that your meter has determined that you blood glucose result is higher than 33.3 mmol/L (600 mg/dL).

➤ Range of Expected Values

Blood glucose monitoring requires the help of a doctor. Together you can set your own range of expected blood glucose values, arrange your testing times, and discuss the meaning of your blood glucose results.

Expected blood glucose levels for people without diabetes¹:

Time	Range, mg/dL	Range, mmol/L
Fasting and Before Meals	70 - 100	3.9 - 5.6
2 Hours After Meal	Less than 140	Less than 7.8

➤ Checking the System

See your user's manual for how to take good care of your meter.

Do a quality control test to make sure that the meter and test strips are working well together. Follow the control test procedure in your User's Manual. Use only ACCUGENCE® glucose control solutions.

There are 3 levels for ACCUGENCE® glucose control solution, and three control ranges for Level 1, Level 2 and Level 3 are shown on the test strip vial label. Level 2 is sufficient for most of testing needs. If you think your meter or test strips may not be working correctly, you may also do a level 1 or level 3 test. Contact Customer Support for information on purchasing control solution.

Control solution test results must be within the control ranges shown on strip package label: Level 1 test results should fall within Level 1 range; Level 2 test results should fall within Level 2 range and Level 3 test results should fall within Level 3 range.

CAUTION: If your quality control test result falls outside the control range shown on the test strip vial, DO NOT use the system to test your blood. The system may not be working properly. If you cannot correct the problem, contact your local distributor for help.

➤ Limitation

- Do not use the meter in any way that is not specified by the manufacturer. Otherwise, the system might not work the way it is supposed to.
- The test strips are for testing only fresh capillary whole blood. Do not use with serum or plasma samples.
- Blood may be collected into test tubes containing heparin by healthcare professional. Do not use other anticoagulants or preservatives.
- Very high (above 70%) and very low (below 10%) hematocrit levels can cause false results. Talk to your doctor to find out your hematocrit level.
- Fatty substances (triglycerides up to 33.9 mmol/L (3000 mg/dL) or cholesterol up to 12.9 mmol/L (500 mg/dL)) have no significant effect on test results.
- Ascorbic acid (vitamin C), acetaminophen, uric acid, salicylates, and other reducing substances when occurring in normal blood or normal therapeutic concentrations do not significantly affect results. However, abnormally high concentrations in blood may cause inaccurately high results.
- The test strips may be used at altitudes up to 10,000 feet (3,048 meters).
- Blood samples from patients in shock, severe dehydration or a hyperosmolar state (with or without ketosis) have not been tested. It's not recommended to test those samples with ACCUGENCE® Blood Glucose Test Strips (Glucose Oxidase).
- The test strips are **not** recommended for use in critically ill patients.
- The test strips are **not** recommended for persons undergoing oxygen therapy.

➤ Performance Characteristics

Calibration and Traceability: The ACCUGENCE® Blood Glucose Test Strips (Glucose Oxidase) are calibrated by using YSI Model 2300 Glucose Analyzer, a laboratory reference instrument. It is traceable to NIST SRM 917c. The test results are calibrated to be plasma equivalent.

System measurement range: 0.6-33.3 mmol/L (10-600 mg/dL)

Required sample size: 0.7 µL

Tested time: 5 seconds

Measurement Repeatability

The evaluation was conducted with 10 meters, 3 strip lots, and 5 samples with different glucose concentrations, and 10 measurements were performed with each combination

of meter, strip lot and sample. The results are shown below.

Blood Samples	1	2	3	4	5
N	300	300	300	300	300
Grand Mean	2.20 mmol/L (39.6 mg/dL)	4.42 mmol/L (79.6 mg/dL)	6.80 mmol/L (122.4 mg/dL)	10.72 mmol/L (192.9 mg/dL)	18.68 mmol/L (336.2 mg/dL)
Pooled SD	0.05 mmol/L (0.92 mg/dL)	0.08 mmol/L (1.41 mg/dL)	0.11 mmol/L (2.01 mg/dL)	0.16 mmol/L (2.80 mg/dL)	0.23 mmol/L (4.22 mg/dL)
Pooled CV (%)	2.3	1.8	1.6	1.4	1.3

Intermediate Measurement Precision

The evaluation was conducted with one measurement of each sample per day and was conducted with 10 meters, 3 strip lots and control solutions at 3 glucose concentrations over 10 days. The results are shown below.

Control Solutions	1	2	3
N	300	300	300
Grand Mean	2.07 mmol/L (37.2 mg/dL)	6.26 mmol/L (112.7 mg/dL)	17.99 mmol/L (323.8 mg/dL)
Pooled SD	0.04 mmol/L (0.80 mg/dL)	0.09 mmol/L (1.57 mg/dL)	0.21 mmol/L (3.70 mg/dL)
Pooled CV (%)	2.2	1.4	1.1

System Accuracy

System accuracy was evaluated with fresh fingertip capillary blood samples by comparing glucose measurements from the ACCUGENCE® Multi-Monitoring Meters tested with ACCUGENCE® Blood Glucose Test Strips (Glucose Oxidase) to the reference glucose values obtained by YSI Model 2300 Glucose Analyzer, and the evaluation was conducted with 100 different subjects taking duplicate measurements from each of 3 strip lots by trained operators. The following results were obtained.

Data across the entire reportable range meets the acceptance criteria of ≥95% of the measured glucose values within either ±0.83 mmol/L (±15 mg/dL) of the reference values at glucose concentrations <5.55 mmol/L (<100 mg/dL) or within ±15% at glucose concentrations ≥5.55 mmol/L (≥100 mg/dL).

System accuracy results for glucose concentration <5.55 mmol/L (<100 mg/dL)		
Within ±0.28 mmol/L (Within ±5 mg/dL)	Within ±0.56 mmol/L (Within ±10 mg/dL)	Within ±0.83 mmol/L (Within ±15 mg/dL)
94/156 (60.3%)	154/156 (98.7%)	156/156 (100%)

System accuracy results for glucose concentration ≥5.55 mmol/L (≥100 mg/dL)		
Within ±5%	Within ±10%	Within ±15%
270/444 (60.8%)	401/444 (90.3%)	435/444 (98.0%)

System accuracy results for glucose concentrations between 1.5 mmol/L (27.6 mg/dL) and 29.4 mmol/L (528.8 mg/dL)		
Within ±0.83 mmol/L (±15 mg/dL) or ±15 %		
591/600 (98.5%)		

User Performance Evaluation

User performance was evaluated by comparing the accuracy of capillary blood glucose values measured by lay persons to the capillary blood glucose values measured by YSI Model 2300 Glucose Analyzer, a laboratory instrument.











The study evaluating glucose values from fingertip capillary blood samples obtained by 125 lay persons showed the following results: 97.6% within ±0.83 mmol/L (±15 mg/dL) of the reference values at glucose concentrations <5.55 mmol/L (<100 mg/dL) or within ±15% of the reference values at glucose concentrations ≥5.55 mmol/L (≥100 mg/dL).

For complete instructions, please refer to the User's Manual included with your meter. For additional questions or issues with this product, please contact your local distributor for help.


➤ Reference

- Standards of Medical Care in Diabetes – 2017. American Diabetes Association.

➤ Index of System

	Consult instructions for use		Use by	CODE	Code Number
	For in vitro diagnostic use only		Lot Number	REF	Catalog #
	Store between 2-35°C (36-95 °F)		Manufacturer		Do not reuse
	Contains sufficient for <n> tests		Authorized Representative		6 months expiry date from the date of first open vial

 **e-LinkCare Meditech Co., Ltd.**
No. 30 Baiba Tongjiang Road,
Taizhou, Zhejiang, China, 317317

 **Wellkang Ltd.**
Enterprise Hub, NW Business Complex,
1 Beraghmore Rd., Derry, BT48 8SE,
Northern Ireland, UK



Number: 13401001006

Effective Date: 2022-06-15